



US00D729218S

(12) **United States Design Patent**
Wilson et al.

(10) **Patent No.:** **US D729,218 S**

(45) **Date of Patent:** **** May 12, 2015**

- (54) **PORTABLE ELECTRONIC DEVICE CASE**
- (75) Inventors: **Scott Harold Wilson**, Chicago, IL (US);
Dennis Matthew Puhalia, Chicago, IL (US);
Jacob Andrew Nitz, Chicago, IL (US);
Kevin Gerard Brennan, Chicago, IL (US)
- (73) Assignee: **Wimo Labs, LLC**, Chicago, IL (US)

D558,757 S * 1/2008 Andre et al. D14/341
 7,449,650 B2 11/2008 Richardson et al.
 D600,908 S 9/2009 Richardson et al.
 7,609,512 B2 10/2009 Richardson et al.
 7,612,997 B1 11/2009 Diebel et al.
 7,663,879 B2 2/2010 Richardson et al.
 7,688,580 B2 3/2010 Richardson et al.
 D615,536 S 5/2010 Richardson et al.
 D616,360 S 5/2010 Huang

(Continued)

(**) Term: **14 Years**

FOREIGN PATENT DOCUMENTS

(21) Appl. No.: **29/429,850**

EP 0527712 A1 2/1993

(22) Filed: **Aug. 17, 2012**

Primary Examiner — Randall Gholson

(51) **LOC (10) Cl.** **14-03**

(74) *Attorney, Agent, or Firm* — Neal, Gerber & Eisenberg LLP

(52) **U.S. Cl.**

(58) **Field of Classification Search**

USPC **D14/250**
 USPC D14/250, 138 AA, 138 AB, 138 AD,
 D14/138 G, 217, 238.1, 248, 251–253, 346,
 D14/356, 440, 496, 203.5, 203.8; D13/103,
 D13/107, 108; D3/201, 218, 247, 269, 273,
 D3/301, 303; 455/575.1, 575.8; 206/305,
 206/320, 251, 45.2

See application file for complete search history.

(57) **CLAIM**

The ornamental design for a portable electronic device case, as shown and described.

DESCRIPTION

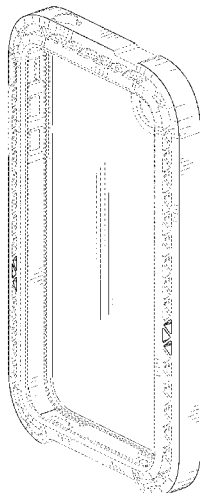
FIG. 1 is a front perspective view of a portable electronic device case showing our new design;
 FIG. 2 is a front side view thereof;
 FIG. 3 a rear side view thereof;
 FIG. 4 is a right side elevation view thereof;
 FIG. 5 is a left side view thereof;
 FIG. 6 is a top side plan view thereof; and
 FIG. 7 is a bottom side plan view thereof.
 FIG. 8 is another front perspective view thereof shown without shading;
 FIG. 9 is a front side view thereof;
 FIG. 10 a rear side view thereof;
 FIG. 11 is a right side elevation view thereof;
 FIG. 12 is a left side view thereof;
 FIG. 13 is a top side plan view thereof; and,
 FIG. 14 is a bottom side plan view thereof.
 The broken lines depict portions of the portable electronic device case that form no part of the claimed design.

(56) **References Cited**

U.S. PATENT DOCUMENTS

D144,114 S * 3/1946 Kaphan D3/245
 6,068,119 A 5/2000 Derr et al.
 6,094,785 A 8/2000 Montgomery et al.
 6,317,313 B1 11/2001 Mosgrove et al.
 6,415,138 B2 7/2002 Sirola et al.
 6,525,928 B1 2/2003 Madsen et al.
 6,536,589 B2 3/2003 Chang
 6,646,864 B2 11/2003 Richardson
 6,659,274 B2 12/2003 Enners
 6,995,976 B2 2/2006 Richardson
 7,158,376 B2 1/2007 Richardson et al.
 7,180,735 B2 2/2007 Thomas et al.
 7,230,823 B2 6/2007 Richardson et al.
 7,312,984 B2 12/2007 Richardson et al.

1 Claim, 10 Drawing Sheets



(56)

References Cited

U.S. PATENT DOCUMENTS

D616,361 S	5/2010	Huang	8,342,325 B2	1/2013	Rayner
D617,784 S	6/2010	Richardson et al.	8,367,235 B2 *	2/2013	Huang 429/96
D617,785 S	6/2010	Richardson et al.	D677,231 S *	3/2013	Behling D14/138 G
D622,250 S *	8/2010	Kwon et al. D14/138 G	8,393,466 B2	3/2013	Rayner
7,782,610 B2	8/2010	Diebel et al.	8,395,894 B2	3/2013	Richardson et al.
D624,046 S *	9/2010	Lee et al. D14/138 G	8,442,604 B1	5/2013	Diebel
D632,274 S *	2/2011	Nilsen et al. D14/138 AA	8,457,701 B2	6/2013	Diebel
7,889,489 B2	2/2011	Richardson et al.	D685,327 S	7/2013	Rayner
7,889,498 B2	2/2011	Diebel et al.	8,483,758 B2	7/2013	Huang
D634,741 S	3/2011	Richardson et al.	8,505,718 B2	8/2013	Griffin, Jr. et al.
7,907,394 B2	3/2011	Richardson et al.	8,509,864 B1	8/2013	Diebel
D636,386 S	4/2011	Richardson et al.	8,526,180 B2	9/2013	Rayner
7,933,122 B2	4/2011	Richardson et al.	8,531,834 B2	9/2013	Rayner
D653,202 S	1/2012	Hasbrook et al.	8,548,541 B2	10/2013	Rayner
D659,094 S	5/2012	Brand et al.	8,564,950 B2	10/2013	Rayner
8,204,561 B2	6/2012	Mongan et al.	8,567,599 B2	10/2013	Beatty et al.
D669,458 S *	10/2012	Wilson et al. D14/250	8,570,737 B2	10/2013	Rayner
8,286,789 B2	10/2012	Wilson et al.	2011/0159324 A1	6/2011	Huang et al.
8,312,991 B2	11/2012	Diebel et al.	2011/0287726 A1	11/2011	Huang
D671,932 S *	12/2012	Azoulay D14/250	2011/0297578 A1	12/2011	Stiehl
8,328,008 B2	12/2012	Diebel et al.	2012/0043236 A1	2/2012	Szucs et al.
D675,161 S	1/2013	Rayner	2013/0043777 A1	2/2013	Rayner
			2013/0092576 A1	4/2013	Rayner
			2013/0181584 A1	7/2013	Whitten et al.

* cited by examiner

FIG. 1




FIG. 2

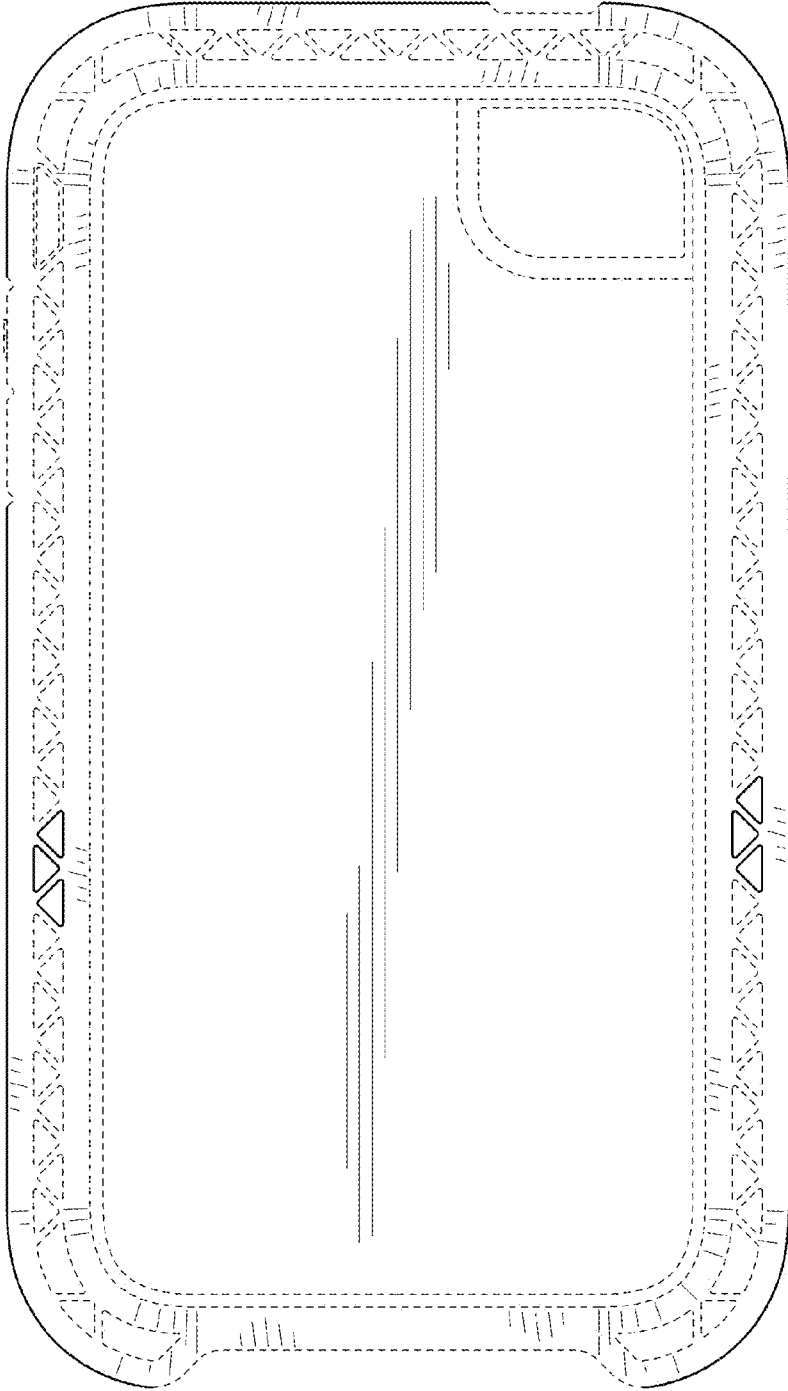


FIG. 3




FIG. 4




FIG. 5




FIG. 6

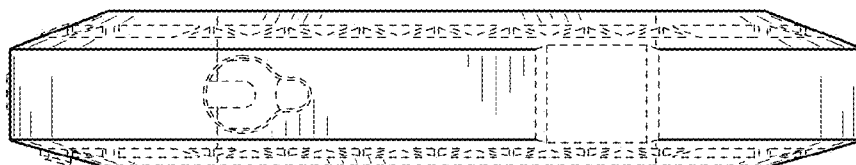


FIG. 7




FIG. 8

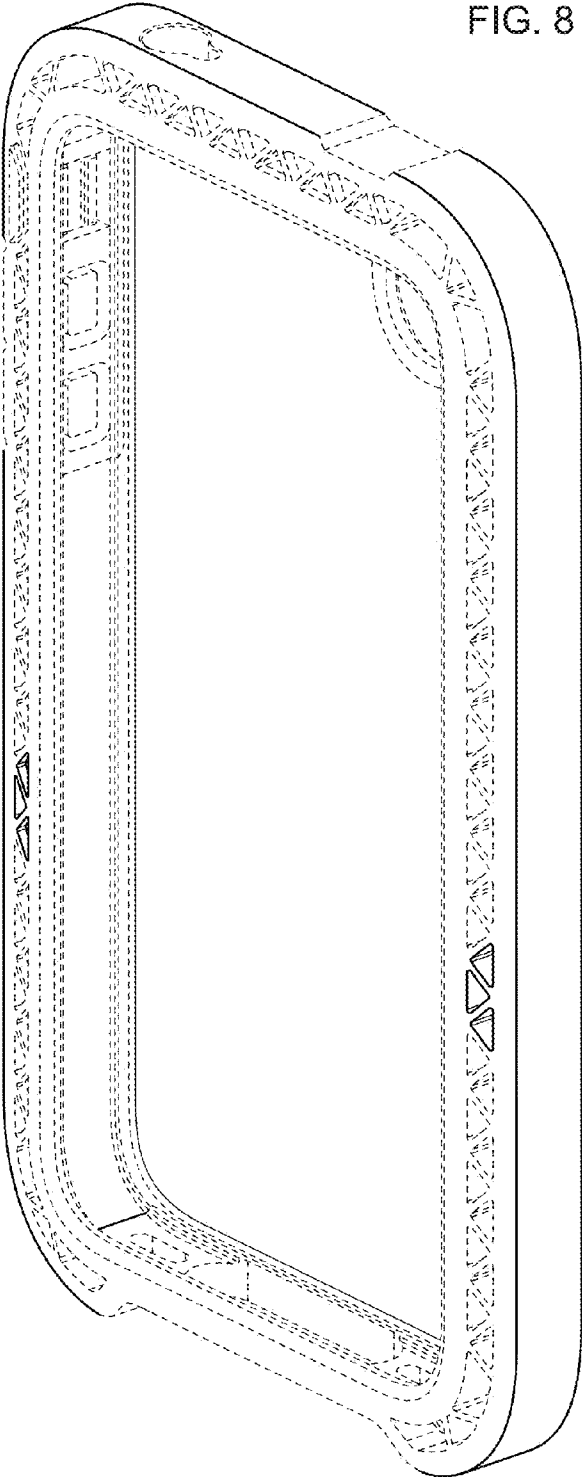


FIG. 9




FIG. 10




FIG. 11

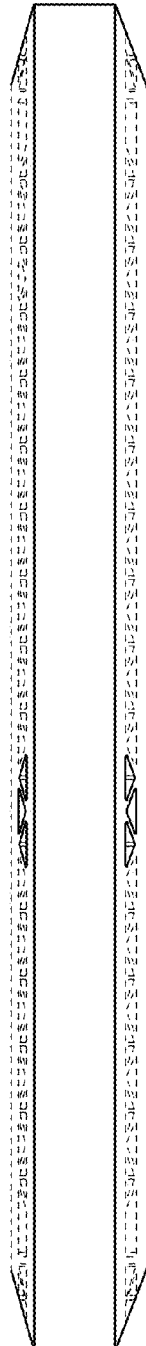


FIG. 12




FIG. 13




FIG. 14

